Jazz Port Townsend 2017
Bass Application Guidelines for New or Returning Applicants

After you have chosen whether you would like to audition for the BEGINNER/INTERMEDIATE, ADVANCED or SEMI-PRO level, make and upload a recording of yourself performing the required works for the category you have chosen. Performing your tune requirements with accompaniment is encouraged, but not mandatory. If you use accompaniment, please be sure that your instrument can be heard clearly. You can play your tunes with other musicians or use a play-along recording, such as those from Jamey Aebersold (see Song Source List for tune requirements). Play the tunes at a comfortable tempo to ensure accuracy.

You can upload a maximum of six files, so you'll need to combine several scales and arpeggios into one or two files.

BEGINNER/INTERMEDIATE

1. Bass Lines

- Play a walking bass line to one of the following songs: "Doodlin,' "Green Dolphin Street," "Moanin',"
- A 12 BAR BLUES (choose one of the following blues tunes): "Bag's Groove," "Blues In The Closet," "Walkin',"

If you don't know any of these tunes, consult the Song Resource List below.
*Note: For bonus points, play the melody of each song before and after playing your walking bass line.

2. Scales

Play ascending and descending: a) as quarter notes at ♩= 100-130, and b) as eighth notes (twice as fast)

♩= 100-130:

- Major: B^b, C, F, E (one or 2 octaves)
- Harmonic Minor: B, D, A, E (one or 2 octaves)

3. Chord arpeggios (tempo of your choice)
   - Play ascending and descending: Major triad, Minor triad, Dom. 7th, Minor 7th, Diminished 7th, Augmented 7th (see Musical Examples)
   - (Major triads) E, F, G, B^b (1 or 2 octaves)
   - (Minor triads) E min, F min, A min, B min (1 or 2 octaves)
   - C7, B^b7, F7, G7 (1 or 2 octaves)
   - A min7, B min7, E min7, G min7 (1 or 2 octaves)
   - C Maj7, B^b Maj7, E^b Maj7, A Maj7 (1 or 2 octaves)
   - E dim7, F dim7, G^b dim7 (1 or 2 octaves)

ADVANCED

1. Tunes

- Play melody, walk 2 choruses and improvise 1 chorus to <u>one of the following</u>: "Autumn Leaves," "Have You Met Miss Jones" "I Love You," "Yesterdays"
- Play melody, walk 2 choruses and improvise 2 choruses to <u>one of the following</u> 12-Bar Blues Songs: "Bag's Groove," "Now's The Time," "Straight, No Chaser"

2. <u>Scales</u>:
   - Play ascending and descending a) as quarter notes at ♩= 120-160, and b) as eighth notes,

     ♩= 100-140

   - Two octave major scales: E, A, C, D, G,
   - Two octave harmonic minor scales, B, D, A, E

3. <u>Chord arpeggios</u> (tempo of your choice): Chord arpeggios, ascending and descending, 2 octaves:
   - C7, F7, B^b7, G7
   - B min7, E min7, A min7, G min7
   - C Maj7, B^b Maj7, E^b Maj7, A Maj7
   - E dim7, F dim7, G-flat dim7
   - C aug7, F aug7, B^b aug7, G aug7

<u>SEMI-PRO</u>

1. <u>Tunes</u>

   - **Play the melody, walk 2 choruses and improvise 2 choruses on <u>one of the following</u>:** "A Night In Tunisia," "Donna Lee," "Hot House," "Well, You Needn't"
   - **Play one jazz solo you have transcribed (can be a solo from another instrument that you play on bass) OR a Jazz Etude.** Transcription Tips:
     - Choose a tune that you can play accurately and convincingly.
     - Play exactly what was done on the recording—capture the dynamics, articulation, inflections, style, excitement, etc.

2. <u>Scales</u>:
   - Play ascending and descending: a) as quarter notes at ♩= 210-220 or above, and b) as eighth notes

     (twice as fast) ♩= 210-220 or above.

   - C, F, B^b, E^b, A^b, D^b, two octave major scales
   - E, A, D, G, C, F, two octave harmonic minor scales OR Diminished, Auxiliary Diminished, and Whole Tone scales in F and $B^{b,}$ same metronome markings as above (see Musical Examples)

3. <u>Chord arpeggios</u> (tempo of your choice): Chord arpeggios, ascending and descending, 2 octaves:
   - C7, F7, B^b7, G7
   - B min7, E min7, A min7, G min7
   - C Maj7, B^b Maj7, E^b Maj7, A Maj7
   - E dim7, F dim7, G^bdim7

- C aug7, F aug7, B^b aug7, G aug7

Bass clef

Musical Examples



B♭ arpeggios:



C arpeggios:



F arpeggios:



G arpeggios:



F diminished scale (whole-half)



F aux. dim. scale (half-whole)

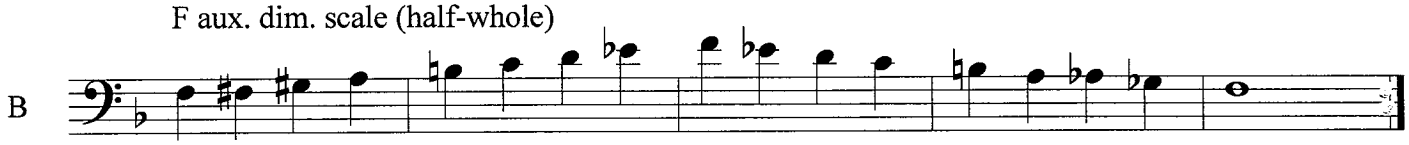

F whole tone scale



Bb diminished scale (whole-half)



Bb aux dim. scale (half-whole)



Bb whole tone scale



Song Resource List

Here are some sources that contain lots of jazz standards to help you in preparing your audition recordings.

The Best Chord Changes for the Most Requested Standards, Frank Mantooth and Dr. David Baker

Charlie Parker Omnibook, 1978 Atlantic Music Corp., Michael H. Goldsen, Publisher, Sole Selling Agent: Joe Goldfeder Music Enterprises, P.O. Box 660, Lynbrook, N.Y. 11563

The Hal Leonard Real Jazz Book, Over 500 Songs, ISBN 0-7935-9106-6

The New Real Book, C and Vocal Version, B^b, or E^b Version, Volumes 1, 2 and 3, Chuck Sher, Editor, Sher Music Co., P.O. Box 445, Petaluma, CA 94953, Copyright 1988, ISBN 0-9614701-4-3

Real Jazz Standards Fake Book, Hal Leonard

The Standards Real Book, C Version, Chuck Sher, Editor, Copyright, 2000, Sher Music Co. P.O. Box 445, Petaluma, CA 94953

Hint: You can also use the internet to search for music. A good way to look for jazz songs is to type in the title and the composer of the tune into your search engine. Indicate that you are looking for the music and the chords. If you just type the word “music” into the search engine you are liable to come up with a sound file only and not a source which allows you to obtain the printed music. Using a plus sign (+) when you type information into your search engine will help too. For example to search for a chart (printed music) you would type the following: song title + composer + the words “sheet music” + the word “chords.” This will frequently lead you to sites like Amazon.com where songbooks with the titles you are looking for are for sale and/or to websites like songtrellis.com, the Jamie Abersold site, and even individual artist websites, like the Thelonius Monk page where transcriptions are sold or sometimes can be downloaded for free.

Note that Fake Books or Real Books often contain mistakes. Check with instructors and professional musicians when in doubt of accuracy.