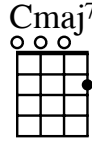
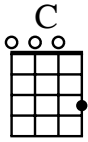


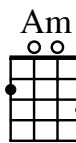
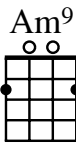
Arpeggio Meditation

Daniel Ward

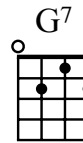
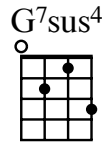
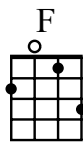
p = thumb
i = index
m = middle
a = ring



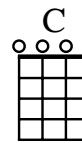
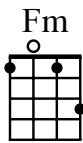
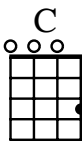
Musical notation for the first system, including a treble clef staff with a melodic line and a bass clef staff with an arpeggiated accompaniment. The melodic line starts with a C4 note and includes fingerings 4, 3, and 2. The bass line uses triplets and pairs of notes. Fingerings for the bass line are 0, 3, 0, 3, 0, 3, 0, 3, 0, 2, 0, 2, 0, 2, 0, 2.



Musical notation for the second system, including a treble clef staff with a melodic line and a bass clef staff with an arpeggiated accompaniment. The melodic line starts with a C4 note and includes fingerings 2, 3, 2, 4. The bass line uses pairs of notes and triplets. Fingerings for the bass line are 2, 0, 2, 0, 2, 0, 2, 0, 2, 0, 3, 0, 3, 0, 3, 0, 3.



Musical notation for the third system, including a treble clef staff with a melodic line and a bass clef staff with an arpeggiated accompaniment. The melodic line starts with a C4 note and includes fingerings 2, 4, 1, 2, 1, 3. The bass line uses pairs of notes and triplets. Fingerings for the bass line are 2, 0, 1, 3, 2, 0, 1, 3, 2, 0, 1, 3, 0, 2, 1, 3, 0, 2, 1, 2, 1, 2.



Musical notation for the fourth system, including a treble clef staff with a melodic line and a bass clef staff with an arpeggiated accompaniment. The melodic line starts with a C4 note and includes fingerings 4, 2, 4. The bass line uses triplets and pairs of notes. Fingerings for the bass line are 0, 3, 0, 3, 0, 3, 0, 3, 1, 0, 1, 0, 1, 1, 0, 1, 0, 1, 3, 3, 0, 0, 0, 0.